

Self-portrait evaluation and building your skills step-by-step

Tathmini ya picha ya kujitegemea na kujenga ujuzi wako hatua kwa hatua

Proportion and detail: Shapes, sizes, and contour

Uwiano na maelezo: maumbo, ukubwa, na contour

Shading technique: Deep black colours, smoothness, and blending


Mbinu ya shading: rangi nyeusi nyeusi, urembo, na kuchanganya

Composition: Complete, full, finished, and balanced


Muundo: kamili, kamili, kumalizika, na uwiano




Step 1. Learn the difference between **looking and seeing**
Hatua ya 1. Jifunze tofauti kati ya kuangalia na kuona




Step 2. Improve your ability to **draw details**
Hatua ya 2. Kuboresha uwezo wako wa kuteka maelezo.



Step 3. Learn how to **draw angles** and **shade**
Hatua ya 3. Jifunze jinsi ya kuteka pembe na kivuli



Step 4. Use **blending to make things look 3D**
Hatua ya 4. Tumia kuchanganya kufanya mambo kuangalia 3D.



Step 5. Practice observing and drawing **parts of the face**
Hatua ya 5. Jitahidi kuchunguza na kuchora sehemu za uso



Step 6. Improve how you draw **hair textures**
Hatua ya 6. Kuboresha jinsi unavyovuta textures ya nywele.



Step 7. Practice drawing it **all together**
Hatua ya 7. Jifunze kuchora yote pamoja.